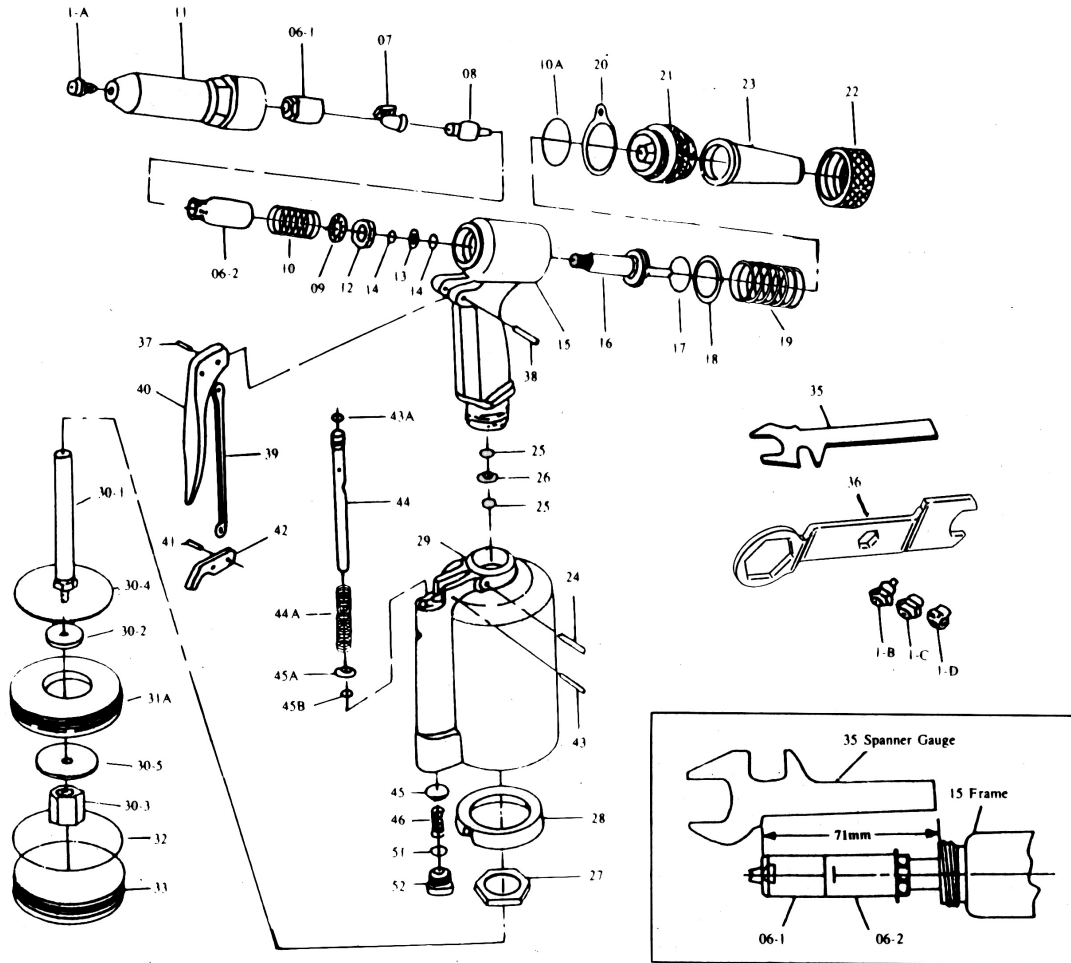




# GISON Pneumatic Tools

## GP-843 Air Hydraulic Riveter




### PARTS LIST

✳ : Consuming Part

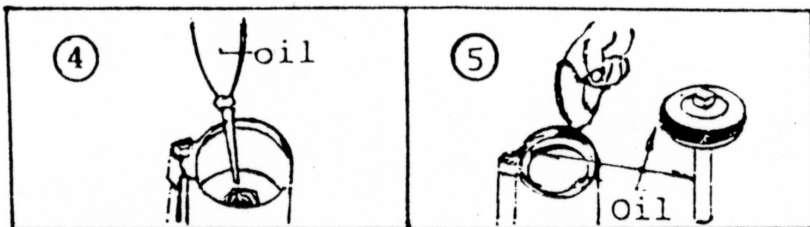
| Item No. | Part No. | Description                                     | Qty. | Item No. | Part No. | Description                | Qty. |
|----------|----------|---|------|----------|----------|----------------------------|------|
| 1A       | 843001A  | Nosepiece (3/16")                               | 1    | 28       | 843028   | Rubber Cushion             | 1    |
| 1B       | 843001B  | Nosepiece (5/32")                               | 1    | 29       | 843029   | Air Cylinder               | 1    |
| 1C       | 843001C  | Nosepiece (1/8")                                | 1    | 30-1     | 843030-1 | Air Piston Stem            | 1    |
| 1D       | 843001D  | Nosepiece (3/32")                               | 1    | 30-2     | 843030-2 | Air Piston Al              | 1    |
| 06-1     | 843006-1 | Jaw Case Front Tart (3/32", 1/8", 5/32", 3/16") | 1    | 30-3     | 843030-3 | Air Piston Lock Nut        | 1    |
| 06-2     | 843006-2 | Jaw Case End Tart                               | 1    | 30-4     | 843030-4 | Big Iron Plate             | 1    |
| ✳ 07     | 843007   | Jaw   | 1    | 30-5     | 843030-5 | Small Iron Plate           | 1    |
| ✳ 08     | 843008   | Jaw Pusher                                      | 1    | 31A      | 843031A  | Air Piston Ring            | 1    |
| 09       | 843009   | Case Washer Ring                                | 1    | ✳ 32     | 843032   | Cylinder O-Ring 67.94x2.62 | 1    |
| ✳ 10     | 843010   | Jaw Pusher Spring                               | 1    | 33       | 843033   | Cylinder Cap               | 1    |
| ✳ 10A    | 843010A  | Frame Cap O-Ring (27x2)                         | 1    | 35       | 843035   | Spanner Gague              | 1    |
| 11       | 843011   | Frame Head                                      | 1    | 36       | 843036   | Spanner                    | 1    |
| 12       | 843012   | Case Lock Nut                                   | 1    | 37       | 843037   | Trigger Pin                | 1    |
| ✳ 13     | 843013   | Back Up Ring                                    | 1    | 38       | 843038   | Connector                  | 1    |
| ✳ 14     | 843014   | Back Up O-Ring (P12)                            | 2    | 39       | 843039   | Trigger Rod                | 1    |
| 15       | 843015   | Frame   | 1    | 40       | 843040   | Trigger                    | 1    |
| 16       | 843016   | Oil Piston                                      | 1    | 41       | 843041   | Connector                  | 1    |
| ✳ 17     | 843017   | Oil Piston O-Ring (P22A)                        | 1    | 42       | 843042   | Trigger Lever              | 1    |
| ✳ 18     | 843018   | Back Up Ring                                    | 1    | 43       | 843043   | Lever Pin                  | 1    |
| 19       | 843019   | Return Spring                                   | 1    | ✳ 43A    | OR002    | Valve Pusher O-Ring (P7)   | 1    |
| 20       | 843020   | Hanging Clip                                    | 1    | 44       | 843044   | Valve Pusher               | 1    |
| 21       | 843021   | Frame Cap                                       | 1    | 44A      | 843044A  | Valve Spring               | 1    |
| 22       | 843022   | Frame Cap Nut                                   | 1    | 45       | 843045   | Valve                      | 1    |
| 23       | 843023   | Safety Cap                                      | 1    | 45A      | 843045A  | Valve Collar               | 1    |
| 24       | 843024   | Setting Screw Pin                               | 1    | ✳ 45B    | OR029    | Collar O-Ring P5           | 1    |
| ✳ 25     | 843025   | Back Up O-Ring (P12)                            | 2    | 46       | 843046   | Valve Spring               | 1    |
| ✳ 26     | 843026   | Back Up Ring                                    | 1    | 51       | OR031    | Valve Cap O-Ring (P11)     | 1    |
| 27       | 843027   | Frame Lock Nut                                  | 1    | 52       | 843052   | Valve Cap                  | 1    |

## Maintenance & Adding oil for Air/Hydraulic Riveter :

1. Disconnect air hose.
2. Use the spanner to take apart the head as fig. ①.
3. Use the spanner to open the bottom cover as fig. ②.
4. Remove the piston of the cylinder as fig. ③.



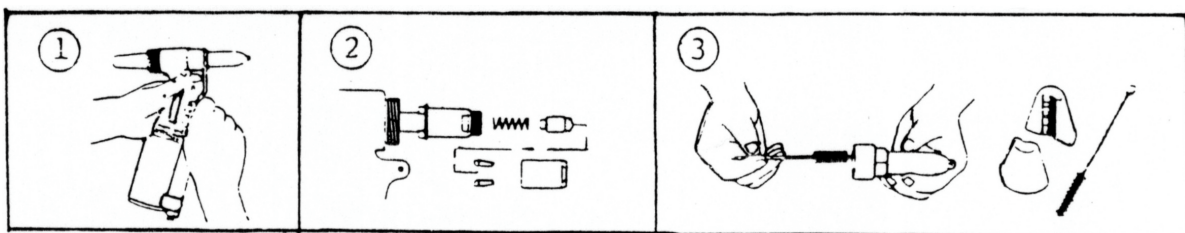
5. Clean the inside of the cylinder and the frame body.
6. Full the lubricate oil as fig. ④.
7. Clean the stem of piston, apply grease to the inner wall of cylinder and the O-ring as fig. ⑤.



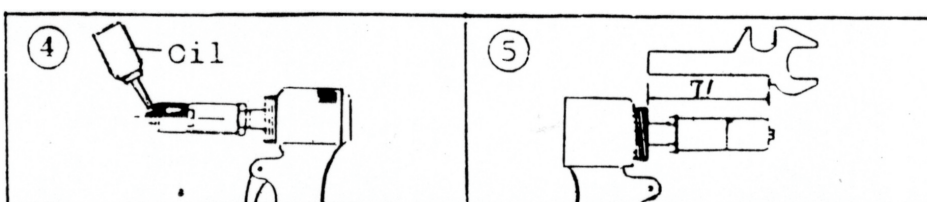
8. Reassemble the riveter by following the disassembly procedure in reverse.

## Clean & Maintenance for the Head of Riveter

1. Disconnect air hose.
2. Use spanner to take apart the head as fig. ①.
3. Use spanner to take apart the part as fig. ②.
4. Clean all the part and inside of the head as fig. ③.



5. Apply lubricate oil as fig. ④.
6. Check the length as fig. ⑤.



7. Reassemble the Head of Riveter by following the disassembly procedure in reverse.